



Wakefield Park Raceway

Round 3 : April 16 - 18



ASBK.COM.AU f t i y

MOTORSPORTS TV AUSTRALIAN SUPERSPORT CHAMPIONSHIP

Race 2

Date: 18/04/21
 Event: R12
 Weather: Mostly sunny - Temp: 17.7C
 Track: Dry - Temp: 31.9C

Started at: 14:21:01
 Laps: 16
 Starters: 15
 Printed at: 14:42

PROVISIONAL CLASSIFICATION

Pos	No	Name	Machine	Laps	Race Time	Behind Leader	Behind Prev	Fastest Lap	On Lap
1	127	Max STAUFFER (NSW) / GTR MotoStars Team / RS&C / Doctor Mak / Yamaha / YRD / Link / Pirelli	Yamaha YZF-R6	16	15:46.419			58.444	3
2	17	Broc PEARSON (QLD) / YRD / Yamaha Motor Aust. / City2Surf Locksmith	Yamaha YZF-R6	16	15:47.695	1.276	1.276	58.433	2
3	26	Tom EDWARDS (NSW) / Bikebiz / Andrea Homes	Yamaha YZF-R6	16	15:53.139	6.720	5.444	58.904	2
4	42	Jack PASSFIELD (NSW) / Stay Upright Rider Training / MCC Security / Dmoto / GASD Suspension	Yamaha YZF-R6	16	15:59.753	13.334	6.614	59.290	3
5	86	Dallas SKEER (SA) / Penrite Oils / Barry Francis M-c / Suzuki Aust. / Stefs T-port / Nolan Helmets	Suzuki GSXR	16	16:00.365	13.946	.612	59.443	6
6	68	Luke POWER (VIC) / Proworx / Blayney M-cycles / Well Sprung M-cycle Suspension / Penrite Oils	Kawasaki ZX6R	16	16:06.938	20.519	6.573	59.555	5
7	44	Tom BRAMICH (VIC) / Apex / The Bare Bird / Nolan Helmets / Ricondi	Yamaha YZF-R6	16	16:13.607	27.188	6.669	59.949	5
8	46	Aidan HAYES (NSW) / Hayes Johnston PL / Hayes Electrical / YRD / Sheppards Diesel / West Sliders	Yamaha YZF-R6	16	16:14.659	28.240	1.052	1:00.106	4
9	39	Scott NICHOLSON (VIC) / Traction Control M-sport / G. Williams Motorcycle Eng. / RST Moto / KYT	Yamaha YZF-R6	16	16:14.689	28.270	.030	1:00.033	3
10	61	Rhys BELLING (VIC) / LXI Racing / Yamaha Aust. / The Grinning Dingo / XXX-Rated Suspension	Yamaha YZF-R6	16	16:25.292	38.873	10.603	1:00.584	6
11	58	Mitch KUHNE (QLD) / Shark Leathers / Phresh Ink / NO FOMO Fit / Red Bull / Nolan/X-Lite Helmets	Yamaha YZF-R6	16	16:28.913	42.494	3.621	1:01.025	15
12	74	Timothy LARGE (VIC) / Race Center/ The Grinning Dingo / Ari Helmets / Coach Campbell	Yamaha YZF-R6	16	16:30.188	43.769	1.275	1:00.615	3
13	23	Ryan SELLEN (NSW) / Two Wheel Obsession / Security Solutions	Yamaha YZF-R6	15	15:50.672	1 Lap		1:02.007	3
14	10	Noel MAHON (VIC) / Ross Services / Aark Suspension & Tuning	Kawasaki ZX6R	15	15:50.708	1 Lap	.036	1:02.086	3
DNF	96	Luke MITCHELL (NSW) / JNL Racing Yamaha	Yamaha YZF-R6	9	9:19.634	6 Laps		1:01.006	5


Fastest Lap was 58.433 by Broc PEARSON (QLD)

New race lap record for SS class - Previous: 58.643 by Broc PEARSON (QLD) on a Yamaha YZF-R6 set on 18/04/21

The results are provisional until the end of the time limit for protests and appeals.


 Chief Timekeeper - Scott Laing


 Race Director - Tom Williams


 Clerk of Course - Paul Hinds



www.computime.com.au
 COMPUTIME RACE TIMING SYSTEMS PTY LTD





Wakefield Park Raceway

Round 3 : April 16 - 18



ASBK.COM.AU f t i y

MOTORSPORTS TV AUSTRALIAN SUPERSPORT CHAMPIONSHIP

Race 2

Date: 18/04/21
 Event: R12
 Weather: Mostly sunny - Temp: 17.7C
 Track: Dry - Temp: 31.9C

Started at: 14:21:01
 Laps: 16
 Starters: 15
 Printed at: 14:42

PROVISIONAL LAP TIMES

No	Name	Lap 1	Lap 2	Lap 3	Lap 4	Lap 5	Lap 6	Lap 7	Lap 8	Lap 9	Lap 10
10	Noel MAHON (VIC)	1:09.423	1:02.212	1:02.086	1:02.152	1:03.136	1:02.674	1:02.233	1:02.900	1:02.658	1:02.733
10		1:03.025	1:03.212	1:02.617	1:03.190	1:06.457					
17	Broc PEARSON (QLD)	1:03.029	58.433	58.500	58.759	58.669	59.003	58.839	58.873	58.945	59.030
10		59.330	59.077	59.135	59.404	58.996	59.673				
23	Ryan SELLEN (NSW)	1:08.595	1:02.519	1:02.007	1:02.664	1:03.018	1:02.904	1:02.931	1:02.697	1:02.559	1:02.855
10		1:02.465	1:03.272	1:02.586	1:02.991	1:06.609					
26	Tom EDWARDS (NSW)	1:03.715	58.904	58.990	59.312	59.319	59.158	59.376	59.270	59.420	59.442
10		59.455	59.335	59.364	59.394	59.378	59.307				
39	Scott NICHOLSON (VIC)	1:06.309	1:00.203	1:00.033	1:00.321	1:00.685	1:00.587	1:00.715	1:00.520	1:00.493	1:00.625
10		1:00.632	1:00.561	1:01.216	1:00.640	1:00.410	1:00.739				
42	Jack PASSFIELD (NSW)	1:04.326	59.335	59.290	59.454	59.513	59.695	59.829	59.546	59.706	59.793
10		1:00.267	1:00.117	59.783	59.901	59.692	59.506				
44	Tom BRAMICH (VIC)	1:06.137	59.981	59.986	59.995	59.949	1:00.208	1:00.960	1:00.587	1:00.904	1:00.857
10		1:00.615	1:00.410	1:00.684	1:00.578	1:00.602	1:01.154				
46	Aidan HAYES (NSW)	1:07.215	1:00.800	1:00.320	1:00.106	1:00.372	1:00.433	1:00.249	1:00.225	1:00.868	1:00.325
10		1:00.631	1:00.653	1:00.854	1:00.284	1:00.535	1:00.789				
58	Mitch KUHNE (QLD)	1:08.068	1:01.756	1:01.445	1:01.325	1:01.581	1:01.268	1:01.514	1:01.168	1:01.116	1:01.261
10		1:01.549	1:01.374	1:01.249	1:01.505	1:01.025	1:01.709				
61	Rhys BELLING (VIC)	1:07.461	1:00.918	1:00.719	1:00.928	1:00.781	1:00.584	1:00.675	1:01.067	1:01.242	1:01.401
10		1:01.208	1:01.226	1:01.641	1:01.728	1:01.514	1:02.199				
68	Luke POWER (VIC)	1:05.863	59.834	59.719	59.631	59.555	59.645	1:00.292	59.916	59.965	1:00.147
10		1:00.047	1:00.232	1:00.218	1:00.376	1:00.525	1:00.973				
74	Timothy LARGE (VIC)	1:06.814	1:01.323	1:00.615	1:01.073	1:01.397	1:01.113	1:01.665	1:01.906	1:02.002	1:02.078
10		1:01.510	1:01.159	1:01.535	1:02.327	1:02.103	1:01.568				
86	Dallas SKEER (SA)	1:05.406	59.772	59.831	59.635	59.445	59.443	59.808	59.746	59.722	59.601
10		59.501	59.727	59.492	59.673	59.589	59.974				
96	Luke MITCHELL (NSW)	1:08.908	1:02.149	1:01.274	1:01.167	1:01.006	1:01.273	1:01.265	1:01.237	1:01.355	
127	Max STAUFFER (NSW)	1:03.367	58.530	58.444	58.677	58.606	58.962	58.925	58.858	59.713	58.699
10		58.925	58.955	58.983	58.775	58.857	59.143				

The results are provisional until the end of the time limit for protests and appeals.

Scott Lang
 Chief Timekeeper - Scott Lang

Tom Williams
 Race Director - Tom Williams

Paul Hinds
 Clerk of Course - Paul Hinds



www.computime.com.au
 COMPUTIME RACE TIMING SYSTEMS PTY LTD





Wakefield Park Raceway

Round 3 : April 16 - 18



ASBK.COM.AU f t i y

MOTORSPORTS TV AUSTRALIAN SUPERSPORT CHAMPIONSHIP

Race 2

Date: 18/04/21
 Event: R12
 Weather: Mostly sunny - Temp: 17.7C
 Track: Dry - Temp: 31.9C

Started at: 14:21:01
 Laps: 16
 Starters: 15
 Printed at: 14:42

PROVISIONAL SPLIT TIMES

Lap	Split 1	Split 2	Split 3	Lap Time	Lap	Split 1	Split 2	Split 3	Lap Time
10 Noel MAHON (VIC) (14th)					10	17.261	23.776	21.818	1:02.855
1	23.812	23.923	21.688	1:09.423	11	16.916	23.614	21.935	1:02.465
2	17.215	23.482	21.515	1:02.212	12	17.075	24.085	22.112	1:03.272
3	17.208	23.286	21.592	1:02.086	13	17.228	23.599	21.759	1:02.586
4	17.164	23.379	21.609	1:02.152	14	17.263	23.609	22.119	1:02.991
5	17.343	23.963	21.830	1:03.136	15	17.058	27.627	21.924	1:06.609
6	17.302	23.833	21.539	1:02.674	26 Tom EDWARDS (NSW) (3rd)				
7	16.957	23.593	21.683	1:02.233	1	20.616	22.280	20.819	1:03.715
8	17.248	23.643	22.009	1:02.900	2	15.896	22.186	20.822	58.904
9	17.213	23.648	21.797	1:02.658	3	15.895	22.251	20.844	58.990
10	17.404	23.655	21.674	1:02.733	4	15.976	22.388	20.948	59.312
11	17.162	23.633	22.230	1:03.025	5	15.965	22.378	20.976	59.319
12	17.452	23.871	21.889	1:03.212	6	15.922	22.377	20.859	59.158
13	17.020	23.536	22.061	1:02.617	7	16.002	22.454	20.920	59.376
14	17.104	23.529	22.557	1:03.190	8	15.928	22.451	20.891	59.270
15	17.242	27.574	21.641	1:06.457	9	15.991	22.486	20.943	59.420
17 Broc PEARSON (QLD) (2nd)					10	16.151	22.363	20.928	59.442
1	19.960	22.390	20.679	1:03.029	11	16.110	22.429	20.916	59.455
2	15.748	22.124	20.561	58.433	12	16.039	22.448	20.848	59.335
3	15.752	22.139	20.609	58.500	13	16.159	22.392	20.813	59.364
4	15.789	22.323	20.647	58.759	14	16.007	22.460	20.927	59.394
5	15.696	22.230	20.743	58.669	15	16.153	22.419	20.806	59.378
6	15.905	22.360	20.738	59.003	16	16.010	22.469	20.828	59.307
7	15.768	22.314	20.757	58.839	39 Scott NICHOLSON (VIC) (9th)				
8	15.816	22.304	20.753	58.873	1	21.794	23.419	21.096	1:06.309
9	15.756	22.341	20.848	58.945	2	16.587	22.634	20.982	1:00.203
10	15.920	22.360	20.750	59.030	3	16.419	22.716	20.898	1:00.033
11	15.801	22.531	20.998	59.330	4	16.500	22.830	20.991	1:00.321
12	15.881	22.401	20.795	59.077	5	16.823	22.814	21.048	1:00.685
13	15.861	22.432	20.842	59.135	6	16.518	22.970	21.099	1:00.587
14	16.150	22.521	20.733	59.404	7	16.542	22.975	21.198	1:00.715
15	15.823	22.428	20.745	58.996	8	16.596	22.715	21.209	1:00.520
16	15.921	22.745	21.007	59.673	9	16.667	22.789	21.037	1:00.493
23 Ryan SELLEN (NSW) (13th)					10	16.703	22.828	21.094	1:00.625
1	23.204	23.883	21.508	1:08.595	11	16.517	22.965	21.150	1:00.632
2	16.961	23.705	21.853	1:02.519	12	16.628	22.844	21.089	1:00.561
3	17.044	23.346	21.617	1:02.007	13	16.727	23.052	21.437	1:01.216
4	17.078	23.772	21.814	1:02.664	14	16.743	22.815	21.082	1:00.640
5	17.007	24.076	21.935	1:03.018	15	16.508	22.814	21.088	1:00.410
6	17.135	23.991	21.778	1:02.904	16	16.855	22.800	21.084	1:00.739
7	17.255	23.558	22.118	1:02.931	42 Jack PASSFIELD (NSW) (4th)				
8	17.048	23.540	22.109	1:02.697	1	20.873	22.567	20.886	1:04.326
9	17.033	23.520	22.006	1:02.559					

Scott Laing
 Chief Timekeeper - Scott Laing

Tom Williams
 Race Director - Tom Williams

Paul Hinds
 Clerk of Course - Paul Hinds



www.computime.com.au
 COMPUTIME RACE TIMING SYSTEMS PTY LTD





Wakefield Park Raceway

Round 3 : April 16 - 18



ASBK.COM.AU f t i y

MOTORSPORTS TV AUSTRALIAN SUPERSPORT CHAMPIONSHIP

Race 2

Date: 18/04/21
 Event: R12
 Weather: Mostly sunny - Temp: 17.7C
 Track: Dry - Temp: 31.9C

Started at: 14:21:01
 Laps: 16
 Starters: 15
 Printed at: 14:42

PROVISIONAL SPLIT TIMES

Lap	Split 1	Split 2	Split 3	Lap Time	Lap	Split 1	Split 2	Split 3	Lap Time
2	16.120	22.329	20.886	59.335	11	16.309	22.888	21.434	1:00.631
3	16.058	22.337	20.895	59.290	12	16.333	22.843	21.477	1:00.653
4	16.034	22.403	21.017	59.454	13	16.344	23.001	21.509	1:00.854
5	16.057	22.416	21.040	59.513	14	16.237	22.784	21.263	1:00.284
6	15.994	22.675	21.026	59.695	15	16.284	22.953	21.298	1:00.535
7	16.104	22.624	21.101	59.829	16	16.494	22.901	21.394	1:00.789
8	16.051	22.425	21.070	59.546	58 Mitch KUHNE (QLD) (11th)				
9	16.141	22.509	21.056	59.706	1	22.795	23.976	21.297	1:08.068
10	16.126	22.575	21.092	59.793	2	16.697	23.467	21.592	1:01.756
11	16.199	22.674	21.394	1:00.267	3	16.656	23.455	21.334	1:01.445
12	16.314	22.649	21.154	1:00.117	4	16.475	23.440	21.410	1:01.325
13	16.224	22.480	21.079	59.783	5	16.629	23.401	21.551	1:01.581
14	16.162	22.612	21.127	59.901	6	16.590	23.371	21.307	1:01.268
15	16.059	22.542	21.091	59.692	7	16.672	23.349	21.493	1:01.514
16	16.038	22.389	21.079	59.506	8	16.606	23.152	21.410	1:01.168
44 Tom BRAMICH (VIC) (7th)					9	16.596	23.164	21.356	1:01.116
1	21.533	23.475	21.129	1:06.137	10	16.684	23.289	21.288	1:01.261
2	16.317	22.637	21.027	59.981	11	16.857	23.213	21.479	1:01.549
3	16.294	22.740	20.952	59.986	12	16.748	23.267	21.359	1:01.374
4	16.366	22.670	20.959	59.995	13	16.745	23.177	21.327	1:01.249
5	16.318	22.662	20.969	59.949	14	16.607	23.393	21.505	1:01.505
6	16.340	22.709	21.159	1:00.208	15	16.599	23.119	21.307	1:01.025
7	16.309	23.371	21.280	1:00.960	16	16.683	23.417	21.609	1:01.709
8	16.403	23.083	21.101	1:00.587	61 Rhys BELLING (VIC) (10th)				
9	16.674	23.098	21.132	1:00.904	1	22.895	23.420	21.146	1:07.461
10	16.503	23.071	21.283	1:00.857	2	16.350	23.130	21.438	1:00.918
11	16.447	22.997	21.171	1:00.615	3	16.631	22.866	21.222	1:00.719
12	16.441	22.951	21.018	1:00.410	4	16.400	23.154	21.374	1:00.928
13	16.422	22.982	21.280	1:00.684	5	16.543	23.085	21.153	1:00.781
14	16.384	22.925	21.269	1:00.578	6	16.466	22.940	21.178	1:00.584
15	16.383	23.032	21.187	1:00.602	7	16.331	23.076	21.268	1:00.675
16	16.438	23.340	21.376	1:01.154	8	16.521	23.051	21.495	1:01.067
46 Aidan HAYES (NSW) (8th)					9	16.621	23.224	21.397	1:01.242
1	22.282	23.380	21.553	1:07.215	10	16.540	23.363	21.498	1:01.401
2	16.401	22.986	21.413	1:00.800	11	16.582	23.234	21.392	1:01.208
3	16.268	22.742	21.310	1:00.320	12	16.647	23.053	21.526	1:01.226
4	16.201	22.843	21.062	1:00.106	13	16.816	23.305	21.520	1:01.641
5	16.418	22.711	21.243	1:00.372	14	16.714	23.415	21.599	1:01.728
6	16.324	22.843	21.266	1:00.433	15	16.712	23.218	21.584	1:01.514
7	16.230	22.694	21.325	1:00.249	16	16.684	23.376	22.139	1:02.199
8	16.313	22.683	21.229	1:00.225	68 Luke POWER (VIC) (6th)				
9	16.400	23.206	21.262	1:00.868	1	21.368	23.326	21.169	1:05.863
10	16.337	22.753	21.235	1:00.325					

Scott Laing
 Chief Timekeeper - Scott Laing

Tom Williams
 Race Director - Tom Williams

Paul Hinds
 Clerk of Course - Paul Hinds



www.computime.com.au
 COMPUTIME RACE TIMING SYSTEMS PTY LTD





Wakefield Park Raceway

Round 3 : April 16 - 18



ASBK.COM.AU f t i y

MOTORSPORTS TV AUSTRALIAN SUPERSPORT CHAMPIONSHIP

Race 2

Date: 18/04/21
 Event: R12
 Weather: Mostly sunny - Temp: 17.7C
 Track: Dry - Temp: 31.9C

Started at: 14:21:01
 Laps: 16
 Starters: 15
 Printed at: 14:42

PROVISIONAL SPLIT TIMES

Lap	Split 1	Split 2	Split 3	Lap Time	Lap	Split 1	Split 2	Split 3	Lap Time
2	16.189	22.699	20.946	59.834	7	16.074	22.625	21.109	59.808
3	16.227	22.587	20.905	59.719	8	16.191	22.446	21.109	59.746
4	16.140	22.571	20.920	59.631	9	16.136	22.502	21.084	59.722
5	16.110	22.575	20.870	59.555	10	16.093	22.504	21.004	59.601
6	16.021	22.670	20.954	59.645	11	16.096	22.529	20.876	59.501
7	16.653	22.649	20.990	1:00.292	12	16.230	22.535	20.962	59.727
8	16.224	22.705	20.987	59.916	13	16.075	22.433	20.984	59.492
9	16.223	22.626	21.116	59.965	14	16.135	22.531	21.007	59.673
10	16.233	22.860	21.054	1:00.147	15	16.149	22.480	20.960	59.589
11	16.273	22.712	21.062	1:00.047	16	16.476	22.404	21.094	59.974
12	16.316	22.797	21.119	1:00.232					
13	16.271	22.747	21.200	1:00.218					
14	16.256	22.873	21.247	1:00.376					
15	16.297	22.913	21.315	1:00.525					
16	16.392	22.936	21.645	1:00.973					
74 Timothy LARGE (VIC) (12th)									
1	22.038	23.521	21.255	1:06.814					
2	16.535	23.371	21.417	1:01.323					
3	16.671	22.888	21.056	1:00.615					
4	16.681	23.150	21.242	1:01.073					
5	16.631	23.201	21.565	1:01.397					
6	16.685	23.071	21.357	1:01.113					
7	16.746	23.372	21.547	1:01.665					
8	16.724	23.408	21.774	1:01.906					
9	17.126	23.431	21.445	1:02.002					
10	17.146	23.329	21.603	1:02.078					
11	16.952	23.172	21.386	1:01.510					
12	16.727	23.078	21.354	1:01.159					
13	16.760	23.308	21.467	1:01.535					
14	16.922	23.851	21.554	1:02.327					
15	16.945	23.525	21.633	1:02.103					
16	16.703	23.306	21.559	1:01.568					
96 Luke MITCHELL (NSW) (DNF)									
1					1	23.497	23.948	21.463	1:08.908
2					2	16.933	23.666	21.550	1:02.149
3					3	16.789	23.177	21.308	1:01.274
4					4	16.617	23.167	21.383	1:01.167
5					5	16.636	23.121	21.249	1:01.006
6					6	16.686	23.262	21.325	1:01.273
7					7	16.667	23.172	21.426	1:01.265
8					8	16.776	23.248	21.213	1:01.237
9					9	16.674	23.206	21.475	1:01.355
127 Max STAUFFER (NSW) (1st)									
1					1	20.329	22.406	20.632	1:03.367
2					2	15.812	22.224	20.494	58.530
3					3	15.732	22.183	20.529	58.444
4					4	15.826	22.232	20.619	58.677
5					5	15.733	22.322	20.551	58.606
6					6	15.967	22.330	20.665	58.962
7					7	15.873	22.371	20.681	58.925
8					8	16.053	22.211	20.594	58.858
9					9	15.903	23.168	20.642	59.713
10					10	15.852	22.285	20.562	58.699
11					11	15.846	22.418	20.661	58.925
12					12	15.827	22.446	20.682	58.955
13					13	15.906	22.499	20.578	58.983
14					14	15.784	22.355	20.636	58.775
15					15	15.884	22.387	20.586	58.857
16					16	15.827	22.587	20.729	59.143
86 Dallas SKEER (SA) (5th)									
1	21.242	22.875	21.289	1:05.406					
2	16.102	22.608	21.062	59.772					
3	16.193	22.678	20.960	59.831					
4	16.143	22.516	20.976	59.635					
5	16.091	22.375	20.979	59.445					
6	15.986	22.404	21.053	59.443					

The results are provisional until the end of the time limit for protests and appeals.

Chief Timekeeper - Scott Laing

Race Director - Tom Williams

Clerk of Course - Paul Hinds



www.computime.com.au
 COMPUTIME RACE TIMING SYSTEMS PTY LTD





Wakefield Park Raceway

Round 3 : April 16 - 18



ASBK.COM.AU

MOTORSPORTS TV AUSTRALIAN SUPERSPORT CHAMPIONSHIP

Race 2

Date: 18/04/21
 Event: R12
 Weather: Mostly sunny - Temp: 17.7C
 Track: Dry - Temp: 31.9C

Started at: 14:21:01
 Laps: 16
 Starters: 15
 Printed at: 14:42

PROVISIONAL FASTEST LAPS SEQUENCE

Lap	Race Pos	No	Name	Machine	Fastest Lap	On Lap
1	1	17	Broc PEARSON (QLD)	Yamaha YZF-R6	1:03.029	1
2	1	17	Broc PEARSON (QLD)	Yamaha YZF-R6	58.433	2

The results are provisional until the end of the time limit for protests and appeals.

Chief Timekeeper - Scott Lang

Race Director - Tom Williams

Clerk of Course - Paul Hinds



www.computime.com.au
 COMPUTIME RACE TIMING SYSTEMS PTY LTD





Wakefield Park Raceway

Round 3 : April 16 - 18



ASBK.COM.AU f t i y

MOTORSPORTS TV AUSTRALIAN SUPERSPORT CHAMPIONSHIP

Race 2

Date: 18/04/21
 Event: R12
 Weather: Mostly sunny - Temp: 17.7C
 Track: Dry - Temp: 31.9C

Started at: 14:21:01
 Laps: 16
 Starters: 15
 Printed at: 14:42

PROVISIONAL LAP SHEET

No	Lap Time	Gap	No	Lap Time	Gap	No	Lap Time	Gap	No	Lap Time	Gap	No	Lap Time	Gap																																																																																																																																																																																																																																																																																																																																																																																																																																																																		
Lap 1			23	1:02.519	9.652	58	1:01.325	13.873	61	1:00.584	14.998	39	1:00.520	15.268	10	1:02.212	10.173	96	1:01.167	14.777	74	1:01.113	15.942	46	1:00.225	15.615	61	1:01.067	19.028	17	1:03.029		23	1:02.664	17.064	58	1:01.268	19.050	61	1:01.067	19.028	74	1:01.906	21.801	58	1:01.168	24.020	127	1:03.367	.338	10	1:02.152	17.152	96	1:01.273	19.384	74	1:01.906	21.801	58	1:01.168	24.020	26	1:03.715	.686	Lap 3			10	1:02.674	25.290	23	1:02.904	25.314	96	1:01.237	24.174	42	1:04.326	1.297	17	58.500		Lap 5			10	1:02.904	25.314	10	1:02.900	32.711	86	1:05.406	2.377	127	58.444	.379	Lap 7			23	1:02.904	25.314	23	1:02.697	33.230	68	1:05.863	2.834	26	58.990	1.647	Lap 9			17	58.839		17	58.945		44	1:06.137	3.108	68	59.719	5.454	127	58.925	.279	17	58.945		39	1:06.309	3.280	42	59.290	2.989	26	59.376	3.542	127	58.925	.279	127	59.713	1.032	74	1:06.814	3.785	86	59.831	5.047	42	59.829	6.210	26	59.376	3.542	26	59.420	4.414	46	1:07.215	4.186	68	59.719	5.454	68	59.555	7.212	42	59.829	6.210	42	59.706	7.644	61	1:07.461	4.432	44	59.986	6.142	86	59.445	6.699	68	59.808	8.108	26	59.722	9.758	58	1:08.068	5.039	39	1:00.033	6.583	68	59.555	7.212	86	59.808	8.108	42	59.706	7.644	23	1:08.595	5.566	46	1:00.320	8.373	44	59.949	8.658	68	1:00.292	9.307	86	59.722	9.758	96	1:08.908	5.879	74	1:00.615	8.790	39	1:00.685	10.161	68	1:00.292	9.307	68	59.965	11.370	10	1:09.423	6.394	61	1:00.719	9.136	46	1:00.372	11.423	44	1:00.960	11.984	44	1:00.904	15.657	23	1:02.007	13.159	58	1:01.445	11.307	46	1:00.960	11.984	39	1:00.715	13.621	39	1:00.493	16.816	10	1:02.086	13.759	96	1:01.274	12.369	74	1:01.397	13.832	46	1:00.715	13.621	46	1:00.868	17.538	17	58.433		23	1:02.007	13.159	58	1:01.581	16.785	61	1:00.675	16.834	61	1:01.242	21.325	127	58.530	.435	10	1:02.086	13.759	96	1:01.006	17.114	74	1:01.665	18.768	74	1:02.002	24.858	26	58.904	1.157	10	1:03.018	21.413	58	1:01.514	21.725	58	1:01.116	26.191	42	59.335	2.199	10	1:03.136	21.619	96	1:01.265	21.810	96	1:01.355	26.584	86	59.772	3.716	Lap 6			23	1:02.233	28.684	10	1:02.658	36.424	68	59.834	4.235	17	59.003		61	1:02.931	29.406	23	1:02.559	36.844	44	59.981	4.656	127	58.962	.193	Lap 8			17	58.873		17	59.030		39	1:00.203	5.050	26	59.158	3.005	127	58.858	.264	127	58.699	.701	46	1:00.800	6.553	42	59.695	5.220	26	59.270	3.939	26	59.442	4.826	74	1:01.323	6.675	86	59.443	7.139	42	59.546	6.883	42	59.793	8.407	61	1:00.918	6.917	68	59.645	7.854	86	59.746	8.981	86	59.601	10.329	58	1:01.756	8.362	44	1:00.208	9.863	68	59.916	10.350	42	59.793	8.407	96	1:02.149	9.595	39	1:00.321	8.145	44	1:00.587	11.745	44	1:00.587	13.698	86	59.601	10.329	61	1:00.928	11.305	46	1:00.433	12.853	44	1:00.587	13.698	86	59.601	10.329

Scott Laing
 Chief Timekeeper - Scott Laing

Tom Williams
 Race Director - Tom Williams

Paul Hinds
 Clerk of Course - Paul Hinds



www.computime.com.au
 COMPUTIME RACE TIMING SYSTEMS PTY LTD





Wakefield Park Raceway

Round 3 : April 16 - 18



ASBK.COM.AU f t i y

MOTORSPORTS TV AUSTRALIAN SUPERSPORT CHAMPIONSHIP

Race 2

Date: 18/04/21
 Event: R12
 Weather: Mostly sunny - Temp: 17.7C
 Track: Dry - Temp: 31.9C


Started at: 14:21:01
 Laps: 16
 Starters: 15
 Printed at: 14:42


PROVISIONAL LAP SHEET

No	Lap Time	Gap	No	Lap Time	Gap	No	Lap Time	Gap	No	Lap Time	Gap
68	1:00.147	12.487	68	1:00.232	14.359	68	1:00.376	17.021	68	1:00.973	20.519
44	1:00.857	17.484	44	1:00.410	20.102	44	1:00.578	23.432	44	1:01.154	27.188
39	1:00.625	18.411	39	1:00.561	21.197	46	1:00.284	24.916	46	1:00.789	28.240
46	1:00.325	18.833	46	1:00.653	21.710	39	1:00.640	25.121	39	1:00.739	28.270
61	1:01.401	23.696	61	1:01.226	27.723	61	1:01.728	33.160	61	1:02.199	38.873
74	1:02.078	27.906	74	1:01.159	32.168	58	1:01.505	37.760	58	1:01.709	42.494
58	1:01.261	28.422	58	1:01.374	32.938	74	1:02.327	38.098	74	1:01.568	43.769
10	1:02.733	40.127	10	1:03.212	47.957	23	1:02.991	55.644			
23	1:02.855	40.669	23	1:03.272	47.999	10	1:03.190	55.832			
Lap 11			Lap 13			Lap 15					
17	59.330		17	59.135		127	58.857				
127	58.925	.296	127	58.983	.022	17	58.996	.746			
26	59.455	4.951	26	59.364	5.438	26	59.378	6.556			
42	1:00.267	9.344	42	59.783	11.032	42	59.692	12.971			
86	59.501	10.500	86	59.492	11.507	86	59.589	13.115			
68	1:00.047	13.204	68	1:00.218	15.442	68	1:00.525	18.689			
44	1:00.615	18.769	44	1:00.684	21.651	44	1:00.602	25.177			
39	1:00.632	19.713	39	1:01.216	23.278	46	1:00.535	26.594			
46	1:00.631	20.134	46	1:00.854	23.429	39	1:00.410	26.674			
61	1:01.208	25.574	61	1:01.641	30.229	61	1:01.514	35.817			
74	1:01.510	30.086	74	1:01.535	34.568	58	1:01.025	39.928			
58	1:01.549	30.641	58	1:01.249	35.052	74	1:02.103	41.344			
23	1:02.465	43.804	10	1:02.617	51.439						
10	1:03.025	43.822	23	1:02.586	51.450						
						Lap 16					
						127	59.143				
						17	59.673	1.276			
						23	1:06.609	1 lap			
						10	1:06.457	1 lap			
						26	59.307	6.720			
						42	59.506	13.334			
						86	59.974	13.946			
Lap 12			Lap 14								
17	59.077		127	58.775							
127	58.955	.174	17	59.404	.607						
26	59.335	5.209	26	59.394	6.035						
42	1:00.117	10.384	42	59.901	12.136						
86	59.727	11.150	86	59.673	12.383						

The results are provisional until the end of the time limit for protests and appeals.


 Chief Timekeeper - Scott Lang


 Race Director - Tom Williams


 Clerk of Course - Paul Hinds



www.computime.com.au
 COMPUTIME RACE TIMING SYSTEMS PTY LTD





Wakefield Park Raceway

Round 3 : April 16 - 18



ASBK.COM.AU f t i y

MOTORSPORTS TV AUSTRALIAN SUPERSPORT CHAMPIONSHIP

Race 2

Date: 18/04/21
 Event: R12
 Weather: Mostly sunny - Temp: 17.7C
 Track: Dry - Temp: 31.9C

Started at: 14:21:01
 Laps: 16
 Starters: 15
 Printed at: 14:42

PROVISIONAL LAP CHART

Name	Grid	1	2	3	4	5	6	7	8	9	10	11	12	13	14	15	16	Name
B. PEARSON	17	17	17	17	17	17	17	17	17	17	17	17	17	17	127	127	127	M. STAUFFER
M. STAUFFER	127	127	127	127	127	127	127	127	127	127	127	127	127	127	17	17	17	B. PEARSON
T. EDWARDS	26	26	26	26	26	26	26	26	26	26	26	26	26	26	26	26	26	T. EDWARDS
J. PASSFIELD	42	42	42	42	42	42	42	42	42	42	42	42	42	42	42	42	42	J. PASSFIELD
D. SKEER	86	86	86	86	86	86	86	86	86	86	86	86	86	86	86	86	86	D. SKEER
L. POWER	68	68	68	68	68	68	68	68	68	68	68	68	68	68	68	68	68	L. POWER
T. BRAMICH	44	44	44	44	44	44	44	44	44	44	44	44	44	44	44	44	44	T. BRAMICH
S. NICHOLSON	39	39	39	39	39	39	39	39	39	39	39	39	39	39	46	46	46	A. HAYES
R. BELLING	61	74	46	46	46	46	46	46	46	46	46	46	46	46	39	39	39	S. NICHOLSON
A. HAYES	46	46	74	74	74	61	61	61	61	61	61	61	61	61	61	61	61	R. BELLING
J. TAYLOR	12	61	61	61	61	74	74	74	74	74	74	74	74	74	58	58	58	M. KUHNE
T. LARGE	74	58	58	58	58	58	58	58	58	58	58	58	58	58	74	74	74	T. LARGE
M. KUHNE	58	23	96	96	96	96	96	96	96	96	10	23	10	10	23	23		
L. MITCHELL	96	96	23	23	23	23	10	10	10	10	23	10	23	23	10	10		
N. MAHON	10	10	10	10	10	10	23	23	23	23								
R. SELLEN	23																	

The results are provisional until the end of the time limit for protests and appeals.

Scott Laing
 Chief Timekeeper - Scott Laing

Tom Williams
 Race Director - Tom Williams

Paul Hinds
 Clerk of Course - Paul Hinds



www.computime.com.au
 COMPUTIME RACE TIMING SYSTEMS PTY LTD





Wakefield Park Raceway

Round 3 : April 16 - 18



ASBK.COM.AU f t i y

MOTORSPORTS TV AUSTRALIAN SUPERSPORT CHAMPIONSHIP

Race 2

Date: 18/04/21
 Event: R12
 Weather: Mostly sunny - Temp: 17.7C
 Track: Dry - Temp: 31.9C

Started at: 14:21:01
 Laps: 16
 Starters: 15
 Printed at: 14:42

PROVISIONAL BEST PARTIAL TIMES

Pos	Split 1		Split 2		Split 3		LAP		Ideal	Fastest
	Name	Time	Name	Time	Name	Time	Name	Time		
1	B. PEARSON	15.696	B. PEARSON	22.124	M. STAUFFER	20.494	B. PEARSON	58.381	58.433	
2	M. STAUFFER	15.732	M. STAUFFER	22.183	B. PEARSON	20.561	M. STAUFFER	58.409	58.444	
3	T. EDWARDS	15.895	T. EDWARDS	22.186	T. EDWARDS	20.806	T. EDWARDS	58.887	58.904	
4	D. SKEER	15.986	J. PASSFIELD	22.329	L. POWER	20.870	J. PASSFIELD	59.209	59.290	
5	J. PASSFIELD	15.994	D. SKEER	22.375	D. SKEER	20.876	D. SKEER	59.237	59.443	
6	L. POWER	16.021	L. POWER	22.571	J. PASSFIELD	20.886	L. POWER	59.462	59.555	
7	A. HAYES	16.201	S. NICHOLSON	22.634	S. NICHOLSON	20.898	T. BRAMICH	59.883	59.949	
8	T. BRAMICH	16.294	T. BRAMICH	22.637	T. BRAMICH	20.952	A. HAYES	59.946	1:00.106	
9	R. BELLING	16.331	A. HAYES	22.683	T. LARGE	21.056	S. NICHOLSON	59.951	1:00.033	
10	S. NICHOLSON	16.419	R. BELLING	22.866	A. HAYES	21.062	R. BELLING	1:00.343	1:00.584	
11	M. KUHNE	16.475	T. LARGE	22.888	R. BELLING	21.146	T. LARGE	1:00.479	1:00.615	
12	T. LARGE	16.535	M. KUHNE	23.119	L. MITCHELL	21.213	M. KUHNE	1:00.882	1:01.025	
13	L. MITCHELL	16.617	L. MITCHELL	23.121	M. KUHNE	21.288	L. MITCHELL	1:00.951	1:01.006	
14	R. SELLEN	16.916	N. MAHON	23.286	R. SELLEN	21.508	N. MAHON	1:01.758	1:02.086	
15	N. MAHON	16.957	R. SELLEN	23.346	N. MAHON	21.515	R. SELLEN	1:01.770	1:02.007	

The results are provisional until the end of the time limit for protests and appeals.

Scott Lang
 Chief Timekeeper - Scott Lang

Tom Williams
 Race Director - Tom Williams

Paul Hinds
 Clerk of Course - Paul Hinds



www.computime.com.au
 COMPUTIME RACE TIMING SYSTEMS PTY LTD





Wakefield Park Raceway

Round 3 : April 16 - 18





ASBK.COM.AU f t i y


AUSTRALIAN SUPERSPORT CHAMPIONSHIP PROVISIONAL PROGRESSIVE ROUND POINTS

AUSTRALIAN SUPERSPORT CHAMPIONSHIP

Pos	No	Name	Rnd 3 Pole	Rnd 3 Race 1	Rnd 3 Race 2	Total
1	17	Broc PEARSON	1	25	20	46
2	127	Max STAUFFER		18	25	43
3	26	Tom EDWARDS		20	18	38
4	42	Jack PASSFIELD		17	17	34
5	86	Dallas SKEER		15	16	31
6	68	Luke POWER		16	15	31
7	44	Tom BRAMICH		12	14	26
8	46	Aidan HAYES		13	13	26
9	39	Scott NICHOLSON		14	12	26
10	61	Rhys BELLING		11	11	22
11	58	Mitch KUHNE		8	10	18
12	74	Timothy LARGE		9	9	18
13	23	Matthew LONG		7	8	15
14	96	Luke MITCHELL		10		10
15	10	Noel MAHON			7	7


Chief Timekeeper - Scott Laing


Race Director - Tom Williams


Clerk of Course - Paul Hinds



www.computime.com.au
COMPUTIME RACE TIMING SYSTEMS PTY LTD





Wakefield Park Raceway

Round 3 : April 16 - 18



ASBK.COM.AU f t i y

AUSTRALIAN SUPERSPORT CHAMPIONSHIP PROVISIONAL PROGRESSIVE CHAMPIONSHIP POINTS

AUSTRALIAN SUPERSPORT CHAMPIONSHIP

Pos	No	Name	Rnd 2 Wint	Rnd 3 Pole	Rnd 3 Race 1	Rnd 3 Race 2	Total
1	17	Broc PEARSON	45	1	25	20	91
2	26	Tom EDWARDS	46		20	18	84
3	127	Max STAUFFER	35		18	25	78
4	68	Luke POWER	32		16	15	63
5	86	Dallas SKEER	31		15	16	62
6	42	Jack PASSFIELD	24		17	17	58
7	39	Scott NICHOLSON	32		14	12	58
8	46	Aidan HAYES	21		13	13	47
9	61	Rhys BELLING	20		11	11	42
10	44	Tom BRAMICH	15		12	14	41
11	58	Mitch KUHNE	12		8	10	30
12	308	John LYTRAS	28				28
13	74	Timothy LARGE	7		9	9	25
14	96	Luke MITCHELL	14		10		24
15	23	Matthew LONG	8		7	8	23
16	28	Jack HYDE	23				23
17	10	Noel MAHON	10			7	17
18	12	Joel TAYLOR	17				17

Scott Lang
Chief Timekeeper - Scott Lang

Tom Williams
Race Director - Tom Williams

Paul Hinds
Clerk of Course - Paul Hinds



www.computime.com.au
COMPUTIME RACE TIMING SYSTEMS PTY LTD





Wakefield Park Raceway

Round 3 : April 16 - 18



ASBK.COM.AU f t i y

MOTORSPORTS TV AUSTRALIAN SUPERSPORT CHAMPIONSHIP

Race 2


Date: 18/04/21
Event: R12
Weather: Mostly sunny - Temp: 17.7C
Track: Dry - Temp: 31.9C

Started at: 14:21:01
Laps: 16
Starters: 15
Printed at: 14:42


PROVISIONAL RACE INFORMATION

Time	Description
14:10:01	Pit exit open - closes in 3:00
14:13:02	Biks on grid for media / Warm up lap in 6:00
14:15:37	TRACK TEMPS: Finish - 31.9C / Int 1 - 33.0C / Int 2 - 29.7C
14:19:12	WARM UP LAP STARTED
14:21:01	Event Start
14:23:56	NEW LAP RECORD - 58.433 (PEARSON) - Prev - 58.643 (Pearson - Race 1)
14:25:22	NO JUMP STARTS
14:31:59	TRACK TEMPS: Finish - 31.9C / Int 1 - 31.6C / Int 2 - 27.9C
14:32:22	Rider 96 (Luke MITCHELL) ENTERED PITS
14:36:47	Chequered Flag
14:38:10	Event Finish


The results are provisional until the end of the time limit for protests and appeals.



Chief Timekeeper - Scott Lang



Race Director - Tom Williams



Clerk of Course - Paul Hinds



www.computime.com.au
COMPUTIME RACE TIMING SYSTEMS PTY LTD

